

323D L

Hydraulic Excavator



Engine

Engine Model	Cat® C6.4 with ACERT™ Technology
Net Power – ISO 9249	110 kW

Weights

Operating Weight	22 400 kg
------------------	-----------

Drive

Maximum Travel Speed	5.7 km/h
----------------------	----------

Features

Low Emissions Engine

The Cat C6.4 engine with ACERT Technology optimizes performance and provides low exhaust emissions with better fuel efficiency and reduced wear.

Efficient Hydraulic System

The hydraulic system delivers increased digging force, lifting capacity and drawbar pull.

Comfortable Operator Station

Spacious and quiet, this world-class ROPS cab lets the operator focus on performance and production.

Proven Reliability

Caterpillar design and manufacturing techniques provide maximum uptime with outstanding durability and service life.

Maximum Versatility

Easily configure a large variety of work tools with the Cat Tool Control System.



Contents

Engine	3
Hydraulics	4
Electronic Control Systems	5
Operator Station	6
Structures	7
Front Linkage	8
Versatility	9
Environment	10
Serviceability	11
Complete Customer Support	12
323D L Hydraulic Excavator Specifications	13
323D L Standard Equipment	19
323D L Optional Equipment	19

Excellent controllability and reliability, impressive lift capacity, good fuel efficiency, simplified service and a comfortable operator station help increase your productivity and lower your operating costs.

Engine

Clean, quiet operation with superior power and fuel efficiency.

Performance

The Cat C6.4 engine with ACERT Technology offers more engine power and runs at lower speeds for better fuel efficiency and reduced wear.

Power Management

Optimal machine performance for each type of application. The operator can change the engine power on the monitor from standard to high. The high power mode is recommended for extremely productive areas and for hard digging applications.

Automatic Engine Speed Control

The two-stage, one-touch control maximizes fuel efficiency and reduces sound levels.

ADEM™ A4 Engine Controller

The ADEM A4 electronic module manages fuel delivery to get the best performance per liter of fuel used. The engine management system provides flexible fuel mapping, allowing the engine to respond quickly to varying application needs. It tracks engine and machine conditions while keeping the engine operating at peak efficiency.

Fuel Delivery

The C6.4 features electronic controls that govern the fuel injection system. Multiple injection fuel delivery involves a high degree of precision. Precisely shaping the combustion cycle lowers combustion chamber temperatures, generating fewer emissions and optimizing fuel combustion. This translates into more work output for your fuel cost.

Cooling System

To reduce fan noise, the cooling fan is driven from a viscous clutch which is electrically controlled by the machine Electronic Control Module (ECM). It calculates optimum fan speed based on the target engine speed, coolant temperature, hydraulic oil temperature and actual fan speed. The C6.4 delivers a completely new layout that separates the cooling system from the engine compartment.

Air Cleaner

The radial seal air filter features a double-layered filter core for more efficient filtration and is located in a compartment behind the cab. A warning is displayed on the monitor when dust accumulates above a preset level.



Hydraulics

High efficiency and performance with low effort and precise control.



Component Layout

The 323D L hydraulic system and component locations have been designed to provide a high level of system efficiency. The main pumps, control valves and hydraulic tank are close together allowing for shorter tubes and lines between components to reduce friction loss and pressure drops in the lines. The layout further provides greater operator comfort by placing the radiator on the cab side of the upper structure. This allows incoming air to enter the engine compartment from the operator side with hot air and corresponding engine sound exiting on the opposite side away from the operator. This reduces engine compartment heat and sound being transmitted to the operator.

Hydraulic Cross Sensing System

The hydraulic cross sensing system utilizes two hydraulic pumps to 100 percent under all operating conditions. This improves productivity with faster implement speeds and quicker, stronger pivot turns.

Pilot System

The pilot system is independent from the main pumps and controls the front linkage, swing and travel operations.

Boom and Stick Regeneration Circuit

The boom and stick regeneration circuit saves energy during boom-down and stick-in operation, increasing efficiency and lower operating costs.

Electronic Control System

Ten settings for hydraulic pump flow and pressure can be preset, eliminating the need to adjust the hydraulics each time a tool is changed. Ex factory Cat Work Tools matching the machine size class are standard preset.

Auxiliary Valve

The auxiliary valve is standard. Control circuits allowing operation of high and medium pressure tools such as shears, grapples, hammers, pulverizers, etc., are optional.

Hydraulic Cylinder Snubbers

Located at the rod-end of the boom cylinders and both ends of the stick cylinder, hydraulic cylinder snubbers cushion shocks while reducing sound levels and extending component life.



Electronic Control Systems

Engine and hydraulics management for maximum performance and safety.

Monitor Display Screen

The full-color Liquid Crystal Display (LCD) monitor provides machine information. The master caution lamp blinks ON and OFF when one of the following critical conditions occurs: engine oil pressure low, coolant temperature high or hydraulic oil temperature high. Under normal conditions or the default condition, the monitor display screen is divided into four display areas for clock and throttle dial, gauge, event display and multi-information. The gauge area displays fuel level, hydraulic oil temperature and coolant temperature.

Auxiliary Hydraulic Options

Work tool functionality has increased the versatility of the machine with the enhancements of the following:

- A combined system enables one or two pump flow in one or two directions. With this system only one hydraulic circuit is required.
- The tool control system stores up to 10 different tool settings through the in-cab display monitor. Cat Work Tools are selectable with preset flows and pressures.

Product Link™

Using satellite technology, Product Link assists with fleet management by tracking hours, location and product health to Cat customers and dealers.

Operator Station

Comfort with simple, easy operation allows focus on production.



The spacious, quiet and comfortable operator station assures high productivity during a long work day.

- Switches, dials and controls are conveniently located within easy reach of the operator.
- The monitor is easy to see and helps maximize visibility.
- The standard air suspension seats adjust to suit the operator's size and weight.
- The pressurized cab provides positive filtered ventilation and fresh or recirculated air can be selected.
- Visibility is maximized with the elimination of window frames for all glass except the rear window. A large, polycarbonate skylight offers excellent upward visibility.

Hydraulic Activation Control Lever

For added safety, the hydraulic activation control lever must be in the operate position to activate the machine control functions.

Controls

The 323D L uses pilot operated control levers positioned so the operator can operate with arms on the armrests. The vertical stroke is longer than the horizontal to reduce operator fatigue.

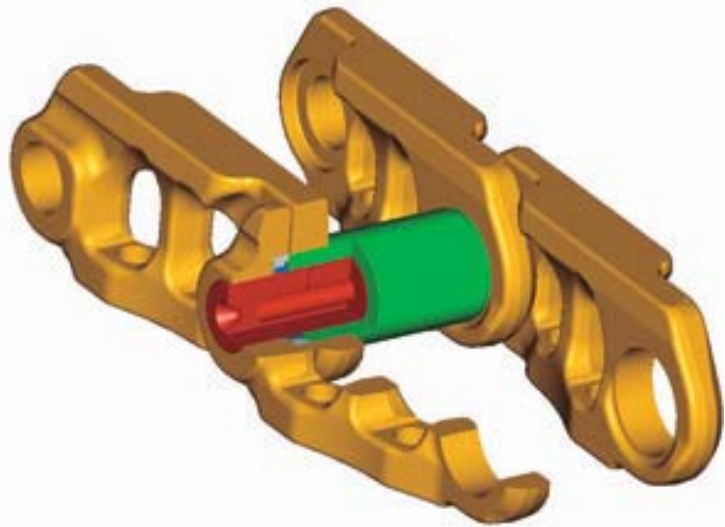
Joysticks with integrated buttons and sliding switches control all implement and swing functions. The sliding switches modulate control for hydro-mechanical tools and help increase operator comfort and reduce fatigue.

Prestart Check and Monitor Display

Prior to starting the machine, the system checks for low engine oil, hydraulic oil and engine coolant fluid levels and will warn the operator through a color Liquid Crystal Display (LCD) monitor. The LCD monitor displays vital operating and performance information in 27 different languages for operator convenience.

Cab Exterior – Roll Over Protective Structure (ROPS)

The 323D L ROPS cab design allows the Falling Object Guard System (FOGS) to be bolted directly to the cab, at the factory or as an attachment. This enables the machine to meet specifications and job site requirements. A ROPS cab is standard and provides 10 percent more glass area than the previous non-ROPS cab. The cab shell is attached to the frame with viscous rubber cab mounts that dampen vibrations and sound levels to enhance operator comfort. Also standard on the cab are working lights with time delay functionality. They have auto shut-off capability – programmable up to 90 seconds – to support safe egress out of the machine and easy departure from the job site.



Structures

Structures and undercarriage are the backbone of the 323D L's durability.

Structures

Proven structural manufacturing techniques assure outstanding durability and service life from these important components.

Robotic Welding

Up to 95 percent of the structural welds on a Cat Excavator are completed by robots. Robotic welds achieve over three times the penetration of manual welds.

Carbody Design and Track Roller Frames

X-shaped, box-section carbody provides excellent resistance to torsional bending. Robot-welded track roller frames are press-formed, pentagonal units to deliver exceptional strength and service life.

Undercarriage

Durable Cat undercarriage absorbs stresses and provides excellent stability.

Roller and Idlers

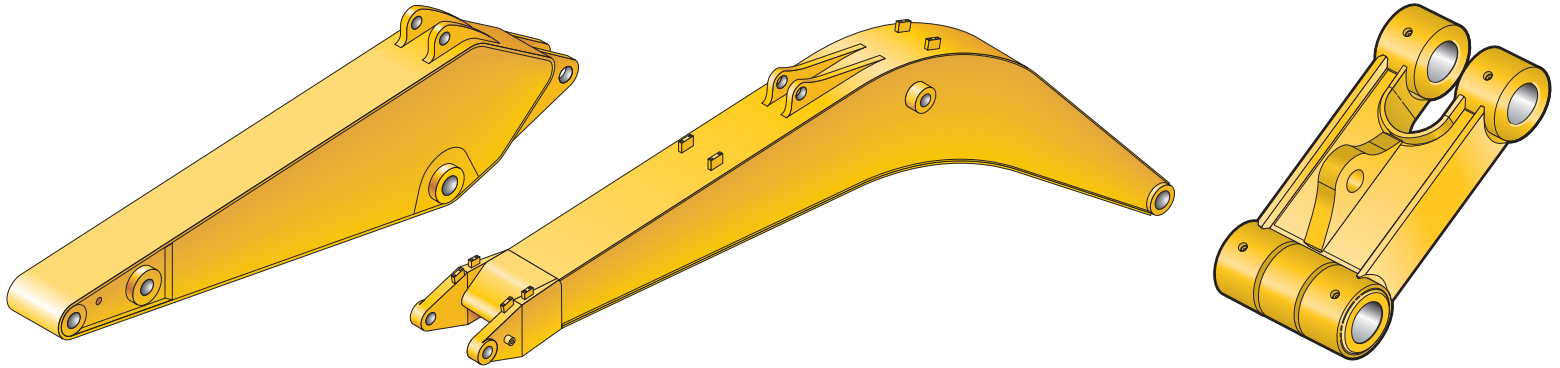
Sealed and lubricated track rollers, carrier rollers and idlers provide excellent service life to keep the machine in the field longer.

Long Undercarriage

The long undercarriage (L) maximizes stability and lift capacity. A long, wide and sturdy undercarriage offers a very stable work platform.

Tracks

The 323D L comes standard with grease lubricated tracks. The track links are assembled and sealed with grease to decrease internal bushing wear, reduce travel noise, extend service life and lower operating costs.



Front Linkage

Performance, reliability and durability in a variety of applications.

Boom Construction

The booms have large cross-sections and internal baffle plates to provide long life durability.

Reach Boom

The reach boom (5680 mm) is designed to balance reach, digging force, bucket capacity while offering a wide range of applications such as digging, loading, trenching and working with hydraulic tools.

Stick Construction

Sticks are made of high-tensile strength steel using a large box section design with interior baffle plates and an additional bottom guard to protect against damage.

R2.9B1 Reach Sticks

The 2920 mm stick gives the largest working envelope with medium-sized buckets.

Bucket Linkage

B1 bucket linkage is available with a lifting eye on the power link.

Power Link

The new power link improves durability, increases machine-lifting capability in key lifting positions and is easier to use compared to the previous lift bar design.

Linkage Pins

All pins used in front linkages have thick chrome plating, giving them high wear and corrosion resistance. The large diameter pins smoothly distribute the shear and bending loads to help ensure long pin, boom and stick life.

Versatility

A wide variety of Cat Work Tools help optimize machine performance.

Work Tools

Cat Work Tools are designed to function as an integral part of your excavator and provide the best possible performance in your particular application. All work tools are performance-matched to Cat machines.

Quick Couplers

Cat Center-Lock™ Pin Grabber Couplers allow work tools to be changed quickly, improving production and increasing machine versatility. This coupler will engage and disengage any Cat Bucket or Work Tool equipped with pins.

Buckets

Cat offers a wide range of specialized buckets to meet your needs. The Cat K Series™ Tooth System provides more wear material, longer tip and adapter life, a one-piece vertical drive retainer, reliable tip retention along with easy installation and removal to improve performance and penetration.

Rippers

The TR Series Ripper's powerful single point of penetration force breaks out rock and other difficult to excavate material.

Shears

Shears provide superior and effective scrap processing and are highly productive in demolition environments.

Hammers

Hammers deliver very high blow rates, increasing productivity in demolition and construction applications.

Vibratory Plate Compactors

VPC integrate perfectly with the Cat Hammer line – brackets and hydraulic kits are fully interchangeable between the two.

Orange Peel Grapples


Made of high-strength, wear-resistant steel with a low and compact design, these grapples are ideal for dump clearance.

Multi-Grapples

Unlimited left and right rotation makes the multi-grapple the ideal tool for stripping, sorting, handling and loading. The powerful closing force of the grab shells combined with fast opening/closing time ensures rapid cycle time which translates into more tons per hour.

Multi-Processors

With its single basic housing design, the multi-processor series of hydraulic demolition equipment makes it possible to use a range of jaw sets that can handle any demolition job. The multi-processor is the most versatile demolition tool on the market.





Environment

Building a better world while preserving the environment.

Emissions

The Cat C6.4 with ACERT Technology introduces a series of evolutionary, incremental improvements that provide breakthrough engine technology built on systems and components developed by Caterpillar with proven reliability. The technology capitalizes on Cat expertise in three core engine systems: fuel, air and electronics.

By combining ACERT Technology with the new Economy Mode, customers can balance the demands of performance and fuel economy to suit their requirements and application.

Fewer Leaks and Spills

Engine oil and encapsulated hydraulic oil filters are positioned vertically and are easy to reach to minimize spillage. Service intervals are extended to reduce the times fluids are changed and handled.

- Hydraulic oil service interval can be extended to 4,000 hours with the S·O·SSM program.
- In addition to the S·O·S program, fine filtration system attachment extends the service interval to 5,000 hours.
- Cat Extended Life Coolant extends service to 12,000 hour, less need for fluid disposal.
- The hydraulic system is compatible with Cat HEESTM hydraulic bio-oil for ecologically sensitive applications.

Serviceability

Simplified service and maintenance save you time and money.

Extended Service Intervals

323D L service and maintenance intervals have been extended to reduce machine service time and increase machine availability.

Air Filter Compartment

The air filter features a double-element construction for superior cleaning efficiency. When the air cleaner plugs, a warning is displayed on the monitor screen inside the cab.

Ground Level Service

The design and layout of the 323D L were made with the service technician in mind. Many service locations are easily accessible at ground level, allowing critical maintenance to get done quickly and efficiently.

Pump Compartment

A service door on the right side of the upper structure allows ground-level access to the pump and pilot filter.

Capsule Filter

The hydraulic return filter, a capsule filter, is situated outside the hydraulic tank. This filter prevents contaminants from entering the system when hydraulic oil is changed and keeps the operation clean.

Diagnostics and Monitoring

The 323D L is equipped with S·O·S sampling ports and hydraulic test ports for the hydraulic system, engine oil and coolant. A test connection for the Cat Electronic Technician (Cat ET) service tool is located behind the cab.

Anti-Skid Plate

Anti-skid plate covers the top of the storage box and upper structure to prevent slipping during maintenance.

Fan Guard

Engine radiator fan is completely enclosed by fine wire mesh, reducing the risk of an accident.

Grease Points

A concentrated remote greasing block on the boom delivers grease to hard-to-reach locations on the front.

Radiator Compartment

The left rear service door allows easy access to the engine radiator, oil cooler and air-to-air aftercooler. Reserve tank and drain cock are attached to the radiator for simplified maintenance.



Complete Customer Support

Cat dealer services help you operate longer with lower costs.



Machine Selection

Make detailed comparisons of the machines you are considering before you buy. What are the job requirements, machine attachments and operating hours? What production is needed? Your Cat dealer can provide recommendations.

Purchase

Consider the financing options available as well as the day-to-day operating costs. This is also the time to look at dealer services that can be included in the cost of the machine to yield lower equipment owning and operating costs over the long run.

Customer Support Agreements

Cat dealers offer a variety of product support agreements and work with customers to develop a plan that best meets specific needs. These plans can cover the entire machine, including attachments, to help protect your investment.

Operation

Improving operating techniques can boost your profits. Your Cat dealer has videos, literature and other ideas to help you increase productivity, and Caterpillar offers certified operator training classes to help maximize the return on your investment.

Product Support

You will find nearly all parts at our dealer parts counters. Cat dealers utilize a worldwide computer network to find in-stock parts to minimize machine downtime. You can save money with Cat Remanufactured components.

Maintenance Services

Repair option programs guarantee the cost of repairs up front. Diagnostic programs such as Scheduled Oil Sampling, Coolant Sampling and Technical Analysis help you avoid unscheduled repairs.

Replacement

Repair, rebuild or replace? Your Cat dealer can help you evaluate the cost involved so you can make the right choice.

323D L Hydraulic Excavator Specifications

Engine

Engine Model	Cat C6.4 with ACERT Technology
Net Power – ISO 9249	110 kW
Net Power – EEC 80/1269	110 kW
Bore	102 mm
Stroke	130 mm
Displacement	6.4 L

- Net power advertised is the power available at the flywheel when the engine is equipped with fan, air cleaner, muffler and alternator.
- Full engine net power up to 2300 m altitude (engine derating required above 2300 m).

Weights

Operating Weight	22 400 kg
------------------	-----------

Service Refill Capacities

Fuel Tank Capacity	410 L
Cooling System	25 L
Engine Oil	30 L
Swing Drive	8 L
Final Drive (each)	8 L
Hydraulic System (including tank)	260 L
Hydraulic Tank	120 L

Swing Mechanism

Swing Speed	11.5 rpm
Swing Torque	62 kN·m

Drive

Maximum Drawbar Pull	206 kN
Maximum Travel Speed	5.7 km/h

Hydraulic System

Main Implement System – Maximum Flow (2x)	205 L/min
Maximum Pressure – Normal	350 bar
Maximum Pressure – Travel	350 bar
Maximum Pressure – Swing	250 bar
Pilot System – Maximum flow	32 L/min
Pilot System – Maximum Pressure	39 bar
Boom Cylinder – Bore	120 mm
Boom Cylinder – Stroke	1260 mm
Stick Cylinder – Bore	140 mm
Stick Cylinder – Stroke	1518 mm
B1 Family Bucket Cylinder – Bore	120 mm
B1 Family Bucket Cylinder – Stroke	1104 mm

Standards

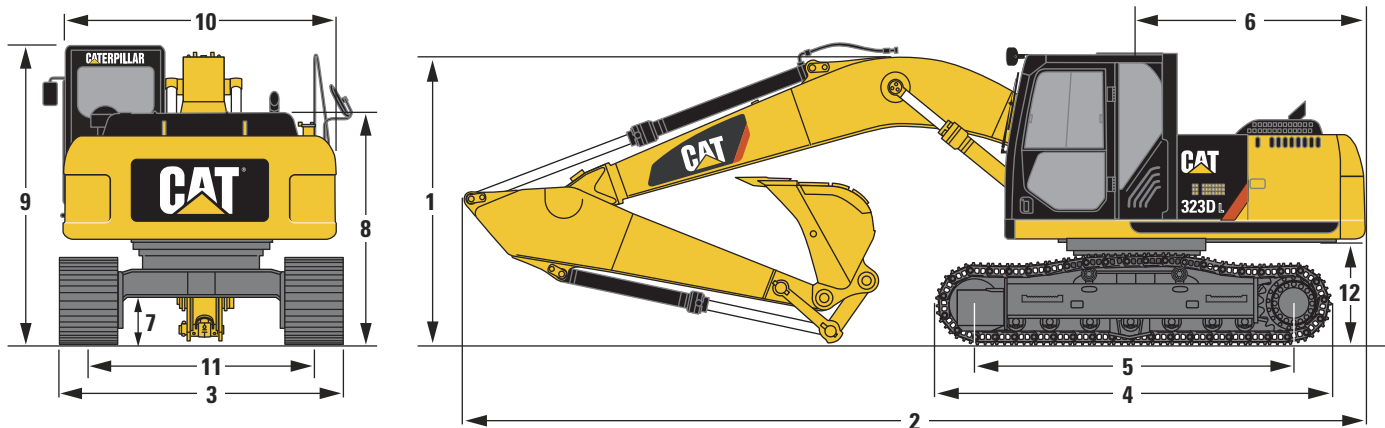
Cab/ROPS/FOGS

- Cat cab with integrated Roll Over Protective Structure (ROPS) meets ISO 12117-2:2008 criteria.
- Cab with Falling Object Guard Structure (FOGS) meets ISO 10262.

323D L Hydraulic Excavator Specifications

Dimensions

All dimensions are approximate.



	mm
1 Shipping height (with bucket)	
Reach boom (2920 mm stick)	3120
2 Shipping length	
Reach boom (2920 mm stick)	9460
3 Transport width (600 mm shoes)	2980
4 Track length	4450
5 Length to centers of rollers	3650
6 Tail swing radius	2750
7 Ground clearance	460
8 Body height	2390
9 Cab height	3050
10 Body width	2750
11 Track gauge	2380
12 Counterweight clearance	1020

Machine and Major Component Weights

Actual weights and ground pressures will depend on final machine configuration.

		Reach boom 5680 mm
Stick type		R2.9B1
Stick length	mm	2920
Bucket weight	kg	1035
Bucket capacity	m ³	1.2
Bucket width	mm	1220
Operating weight*		
323D L (600 mm shoes)	kg	22 400
Ground pressure		
323D L (600 mm shoes)	kPa	35.2
Stick weight ¹	kg	990
Boom weight ²	kg	2030
Upperstructure ³	kg	6140
Undercarriage		
323D L (600 mm shoes)	kg	7880
Counterweight		
323D L (600 mm shoes)	kg	4410

*with counterweight, quick coupler, auxiliary hydraulics, BLCV, SLCV, bucket, operator and full fuel

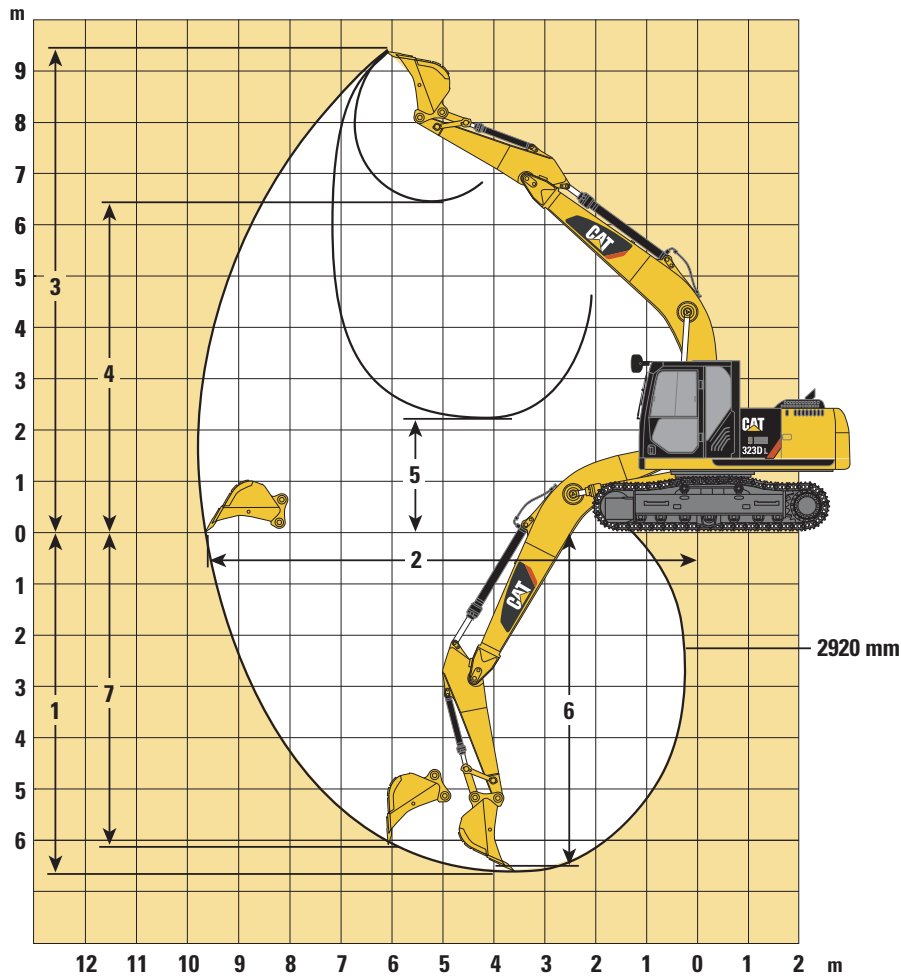
¹ with bucket cylinder + SLCV, HP and QC lines

² with HP and QC lines

³ with BLCV and circuit combined

323D L Hydraulic Excavator Specifications

Working Ranges – Reach Boom (5680 mm)



Stick type	R2.9B1
Stick length	2920 mm
1 Maximum digging depth	6690 mm
2 Maximum reach at ground level	9830 mm
3 Maximum cutting height	9520 mm
4 Maximum loading height	6520 mm
5 Minimum loading height	2200 mm
6 Maximum digging depth 2.5 m level bottom	6520 mm
7 Maximum vertical wall digging depth	6180 mm
Bucket tip radius	1554 mm
Bucket forces (ISO 6015)	149 kN
Stick forces (ISO 6015)	109 kN

Work Tools Matching Guide


		Reach boom			Reach boom
		5680 mm			5680 mm
		323D L			323D L
		2920 mm			2920 mm
Without quick coupler			With quick coupler		
Hammers	H120C S, H130 S		Quick Couplers	B1 linkage center-lock coupler	
Multi-processors	MP15 CC, CR, S		Hammers	H120C S, H130 S	
	MP15 PP		Multi-processors	MP15 CC, CR, S	
	MP15 PS			MP15 PP	
	MP20 CC, CR, S	N		MP15 PS	
	MP20 PP	N		MP20 CC, CR	N
MP20 PS, TS	N	MP20 PP		N	
Crushers and Pulverizers	P315		MP20 PS, TS	N	
	P325	N	MP20 S	N	
	VHP-30		Crushers and Pulverizers	P315	
	VHP-40	N		P325	N
		VHP-30			
Hydraulic Shears	S320B		VHP-40	N	
	S325B*		Hydraulic Shear	S320B	
Mechanical Grapples	G112		Mechanical Grapples	G112	
	G115	N		G115	
Multi-Grapples	G315B-D, -R		Multi-Grapples	G315B-D, -R	
	G320B-D	N		G320B-D, -R	N
	G320B-R	N	Vibratory Plate Compactor	CVP110	
Vibratory Plate Compactor	CVP110				
Clamshell Buckets (rehandling)	GOS-25 460, 520				
	GOS-25 580				
	GOS-25 750				
	GOS-25 900				
	GOS-25 980, 1140				
	GOS-35 620				
	GOS-35 700				
	GOS-35 780				
	GOS-35 1050				
	GOS-35 1260	N			
	GOS-35 1460	N			
	GOS-35 1670	N			
	Orange Peel Grapples	5 tines	GSH15B 400, 500, 600, 800		
GSH20B 600, 800, 1000					
4 tines		GSH15B 400, 500, 600, 800			
		GSH20B 600, 800, 1000			

*Boom mounted

 360° Working range

 Over the front only

 Quick coupler match

 N Not recommended

 Max. Material Density 1200 kg/m³

 Max. Material Density 1800 kg/m³

 Max. Material Density 3000 kg/m³

323D L Hydraulic Excavator Specifications

Lift Capacities – Reach Boom (5680 mm)

Calculations are made without bucket.



Load Point Height



Load Radius Over Front



Load Radius Over Side



Load at Maximum Reach

Long stick – 2920 mm

Shoes – 600 mm

Load Point Height	Unit	1.5 m		3.0 m		4.5 m		6.0 m		7.5 m		Load at Maximum Reach		m
		Front	Side	Front	Side	Front	Side	Front	Side	Front	Side	Front	Side	
7.5 m	kg							*4450	*4450			*3850	*3850	6.15
6.0 m	kg							*4800	*4800			*3600	*3600	7.28
4.5 m	kg							*5250	*5250	*4950	3800	*3500	3400	7.98
3.0 m	kg					*7700	*7700	*6050	5150	*5250	3700	*3600	3100	8.35
1.5 m	kg					*9300	7300	*6850	4900	5650	3550	*3800	3000	8.44
Ground Line	kg			*6150	*6150	*10 200	7000	*7400	4700	5550	3450	*4200	3050	8.26
-1.5 m	kg	*6600	*6600	*10 700	*10 700	*10 300	6900	7550	4600	5500	3400	*4950	3250	7.78
-3.0 m	kg	*11 350	*11 350	*13 600	13 500	*9600	6950	*7100	4650			*5800	3850	6.94
-4.5 m	kg			*10 800	*10 800	*7750	7200					*5850	5300	5.60

*Indicates that the load is limited by hydraulic lifting capacity rather than tipping load. The above loads are in compliance with hydraulic excavator lift capacity standard ISO 10567:2007. They do not exceed 87% of hydraulic lifting capacity or 75% of tipping load. Weight of all lifting accessories must be deducted from the above lifting capacities. Lifting capacities are based on the machine standing on a firm, uniform supporting surface.

Always refer to the appropriate Operation and Maintenance Manual for specific product information.

Standard Equipment

Standard equipment may vary. Consult your Cat dealer for details.

AUXILIARY CONTROLS AND LINES

- Auxiliary boom lines (high pressure)
- Auxiliary stick lines (high pressure)
- Basic control arrangements:
 - Tool Control
 - Combined function (one-way high pressure circuit for hammer application, function for one- or two-way high pressure)
 - Tool selection (10 tools via monitor)
- High pressure control group for center lock quick coupler
- Cooling circuit for auxiliary hydraulics
- Universal control group for quick coupler
- Hammer return filter circuit

ELECTRICAL

- Alarm, travel
- Alternator, 50 A
- Cat battery
- Circuit breaker
- Warning horn (front)
- Water level indicator
- Working light, boom (right side)
- Working light, storage box mounted
- Working lights, cab mounted
- Rearview camera

ENGINE

- Automatic engine speed control
- Cat C6.4 engine with ACERT Technology, Altitude capability to 2300 m
- 52° C cooling capability
- Air inlet heater for low ambient starting
- Automatic engine speed control with push button return to idle
- 24V electric starting
- Cat Extended Life Coolant
- Radial seal air filters with double element, integrated cyclonic
- Water separator in fuel line
- Secondary engine shut-off switch

- Fuel economy mode
- Fuel filter, 2 micron
- Radiator, waved fin with side-by-side type oil cooler

FRONT LINKAGE

- Boom (with two working lights), Reach 5680 mm
- Boom lowering check valve
- Bucket linkage, B1 linkage with lifting eye
- Stick, 2920 mm
- Stick lowering check valve

GUARDS

- Guard, bottom
- Guards, track motor
- Guard, swivel

OPERATOR STATION

- Adjustable armrests
- Air conditioner, heater and defroster with automatic climate control
- Ashtray and 24 volt lighter
- Beverage cup holder
- Bolt-on FOGS capability
- Converters, 7A/12V (2)
- Floor mat, washable
- Instrument panel and gauges with full color graphical display, start-up level checks
- Joysticks (2)
- Laminated front windshield
- Literature compartment
- Lunch box storage with lid
- Mirrors, left and right
- Neutral lever (lock-out) for all controls
- Radial windshield wiper and washer (upper and lower)
- Positive filtered ventilation, pressurized cab
- Rear window, emergency exit
- Retractable seat belt
- ROPS cab

- Seat, adjustable, high back, heated with air suspension
- Sliding upper door window
- Stationary skylight (polycarbonate)
- Storage compartment suitable for a lunch box
- Sunscreen for windshield and skylight
- Travel control pedals with removable hand levers
- Windshield 70-30 split, sliding

SHOES

- Shoes, triple grouser – 600 mm

UNDERCARRIAGE

- Automatic swing parking brake
- Automatic travel parking brakes
- Grease lubricated track
- Hydraulic track adjusters
- Idler and center section track guiding guards
- Two-speed travel

OTHER STANDARD EQUIPMENT

- Boom and stick drift reducing valve
- Boom and stick regeneration circuit
- Counterweight, 4410 kg
- Cat one key security system with locks for doors, cab and fuel cap
- Cat Data Link and capability for Cat Electronic Technician
- Full-steel firewall between engine and hydraulic pump compartment
- Mirrors (frame right, cab left)
- Precleaner
- Product Link 321
- Reverse swing damping valve
- Separate hydraulic filter with reusable metal tube for filter element – not drop oil filter
- S·O·S quick sampling valves for engine oil, hydraulic oil and coolant

323D L Optional Equipment

Optional Equipment

Optional equipment may vary. Consult your Cat dealer for details.

- Center lock quick coupler
- Medium Pressure
 - Boom – Medium pressure lines
 - Stick – Medium pressure lines

For more complete information on Cat products, dealer services, and industry solutions, visit us on the web at www.cat.com

AEHQ6152-01 (04-2013)
Replaces AEHQ6152

© 2013 Caterpillar Inc.
All rights reserved

Materials and specifications are subject to change without notice. Featured machines in photos may include additional equipment. See your Cat dealer for available options.

CAT, CATERPILLAR, SAFETY.CAT.COM, their respective logos, "Caterpillar Yellow" and the "Power Edge" trade dress, as well as corporate and product identity used herein, are trademarks of Caterpillar and may not be used without permission.

